

RESTART SCOUTING SAFELY PLANNING GUIDE*





Updated May 7, 2021

* Abide by guidance and restrictions from the state or county for your activity destination as well as your point of origin if applicable.

* Restart Scouting Safely Planning Guide is subject to change with updated COVID-19 guidance from local, state, and federal sources.

* Always consult with your Chartered Organization before conducting an activity, and abide any additional guidelines provided by the organization.

* Should you have questions or concerns regarding the safe restart of Scouting in your unit, please email info@miamivalleybsa.org

	STEP 1	Develop your Scout Unit's COVID-19 'Restart Scouting Safely' plan with your unit committee.
	STEP 2	Share your plan with your Scout Unit's Chartered Organization. Discuss other requirements and guidelines they may have in place and if your Scout unit has permission to begin using their facilities/ space for meetings.
	STEP 3	Communicate your unit's plan to your Scouting families. Be sensitive to all families and consider offering a hybrid (both in-person and virtual) program to ensure all Scouts have the opportunity to participate. Parents should only resume Scouting when they are comfortable. Parents are highly encouraged to ask their unit leadership questions about the unit's plan to restart Scouting safely and a unit should ONLY begin meeting if social distancing can be assured.
	STEP 4	Monitor and adjust your unit's plan to be current with any new local, state, or federal changes.

COVID 19 Risk Level Guidelines by County

<p>LEVEL 1 & LEVEL 2 PUBLIC EMERGENCY <i>Active and/or increased exposure or spread</i></p>	<p>LEVEL 3 PUBLIC EMERGENCY <i>Very high exposure or spread</i></p>	<p>LEVEL 4 PUBLIC EMERGENCY <i>Severe exposure or spread</i></p>
---	---	--



UNIT ACTIVITIES & MEETINGS

<p>1. Scouts meet with Social Distance of at least 6 feet & wear face coverings in any indoor location and outdoors when unable to consistently maintain a distance of six feet or more.</p> <p>2. Avoid gathering all Scouts in one large group. Divide the Scouting unit into groups (patrols/dens) of no more than 10 people and avoid mixing Scouts from each group. Account for two-deep leadership in the maximum group size number of 10.</p>	<p>1. Scouts meet with Social Distance of at least 6 feet & wear face coverings in any indoor location and outdoors when unable to consistently maintain a distance of six feet or more.</p> <p>2. Avoid gathering all Scouts in one large group. Divide the Scouting unit into groups (patrols/dens) of no more than 10 people and avoid mixing Scouts from each group. Account for two-deep leadership in the maximum group size number of 10.</p>	<p>Virtual Programs and Meetings Only</p>
--	--	---



CAMPING & OVERNIGHT

<p><u>Develop tenting protocols to include:</u> One Scout per tent unless Scouts are from the same household. 6 feet of space between tents. Social distance at all times, including during camp fire & meal times.</p>	<p><u>Develop tenting protocols to include:</u> One Scout per tent unless Scouts are from the same household. 6 feet of space between tents. Social distance at all times, including during camp fire & meal times.</p>	<p>Virtual Programs and Meetings Only</p>
<p>1. Cricket Holler Open for day use and overnight camping. Limited redefined Campsites available w/ maximum occupancy of 10 people.</p> <p>2. Schiewetz Leadership Training Center and Cabins available to rent with reduced occupancy.</p> <p>3. Woodland Trails will open for summer resident camp in June 2021 and for unit camping beginning August 1, 2021.</p> <p>4. Online reservation system not available. Please Contact the Miami Valley Council Service Center directly to reserve a campsite at Cricket Holler or a cabin at the Schiewetz Leadership Training Center. Please call Monday-Friday, 9A-5P (937) 278-4825 dial ext 123 for Daryl Reck or ext 136 for Tami Walters.</p>	<p>1. Cricket Holler Open for day use and overnight camping. Limited redefined Campsites available w/ maximum occupancy of 10 people.</p> <p>2. Schiewetz Leadership Training Center and Cabins available to rent with reduced occupancy.</p> <p>3. Woodland Trails will open for summer resident camp in June 2021 and for unit camping beginning August 1, 2021.</p> <p>4. Online reservation system not available. Please Contact the Miami Valley Council Service Center directly to reserve a campsite at Cricket Holler or a cabin at the Schiewetz Leadership Training Center. Please call Monday-Friday, 9A-5P (937) 278-4825 dial ext 123 for Daryl Reck or ext 136 for Tami Walters.</p>	<p>Camp Properties Closed</p>



TRANSPORTATION

1. **CARPPOOLING:** Make every effort to keep Scouting experiences and adventures close to home to allow as many families as possible the opportunity to participate without having to make the difficult decision to send their Scout on a bus, van or in a carpool. Understanding that some summer camp experiences may not be close to home, if carpooling is absolutely necessary, please follow the CDC guidelines (found on Resources Page) for carpooling and develop screening protocols prior to entering into vehicles to and from the destination.

2. **Assessing County Public Health Emergency Levels:** Default to the county that has the highest level of risk, either county of origin or county of destination.

3. Be advised of any destination state's restrictions and other travel restrictions as Scouting plans are developed.

1. **CARPPOOLING:** Make every effort to keep Scouting experiences and adventures close to home to allow as many families as possible the opportunity to participate without having to make the difficult decision to send their Scout on a bus, van or in a carpool. Understanding that some summer camp experiences may not be close to home, if carpooling is necessary, please follow the CDC guidelines (found on Resources Page) for carpooling and develop screening protocols prior to entering into vehicles to and from the destination.

2. **Assessing County Public Health Emergency Levels:** Default to the county that has the highest level of risk, either county of origin or county of destination.

3. Be advised of any destination state's restrictions and other travel restrictions as Scouting plans are developed. Consider staying local to your geographic area and if you must travel, limit mixing with others along the way.

Virtual Programs and Meetings Only



DINING & FOOD PREP

Develop dining protocols to include:

1. No self-serve buffet meals or common water coolers. Use disposable utensils, napkins, cups and plates. Clean and disinfect eating and cooking gear after each use. Ensure proper sanitation and handwashing.

2. No congregating under dining fly or pavilion. If utilizing picnic tables, continue to be mindful of social distancing.

Develop dining protocols to include:

1. No self-serve buffet meals or common water coolers. Use disposable utensils, napkins, cups and plates. Clean and disinfect eating and cooking gear after each use. Ensure proper sanitation and handwashing.

2. No congregating under dining fly or pavilion. If utilizing picnic tables, continue to be mindful of social distancing.

3. Consider any food preparation and handling to be done by a limited number of people and use a 'grab-and-go' pre-packaged approach to meal service. Consider having at least one adult that reviews *ServSafe* guidelines and ensures that any youth involved in food service are directly supervised by adults. Visit www.servsafe.com for more information on food preparation amidst the Coronavirus.

Virtual Programs and Meetings Only



HEALTH & SAFETY

1. Ensure Scouts and Scouters self-screen (at a minimum) before attending unit functions.

2. Have a prepared plan to address medical protocol should a Scout or Scouter become ill during a meeting or other activity.

3. FOR CONTACT TRACING: Maintain attendance records and have a check-in policy for any scout, parent, leader, family member, and/or visitor. Please record ALL individuals attending, with email addresses.

1. Screen Scouts and Scouters before attending unit functions (take temperature, ask if feeling well).

2. Have a prepared plan to address medical protocol should a Scout or Scouter become ill during a meeting or other activity.

3. FOR CONTACT TRACING: Maintain attendance records and have a check-in policy for any scout, parent, leader, family member, visitor. Please record ALL individuals attending, with email addresses.

Virtual Programs and Meetings Only



MVC SERVICE CENTER & STAFF SUPPORT

Scout Service Center & Scout Shop Open (Masks Required, Mind Social Distancing)

Miami Valley Council Staff available

Scout Service Center & Scout Shop Open (Masks Required, Mind Social Distancing)

Miami Valley Council Staff available (limited field work & avoid 'pop-ins' by scheduling meeting times)

Scout Shop Open (Masks Required, Mind Social Distancing)

Miami Valley Council Staff will support virtually and limited staffing is available at the service center for charter renewal and other transactions (please call or email your district staff member to schedule an appointment)

RESTART SCOUTING SAFELY PLANNING GUIDE *

Updated May 7, 2021

ADDITIONAL RESOURCES



Wash hands frequently with soap and water for at least 20 seconds. Use hand sanitizer frequently. Avoid touching your face. Cover coughs or sneezes (e.g., into a tissue, or elbow). For more resources to reduce the risk of spread visit the CDC website at:

<https://www.cdc.gov/coronavirus/2019-ncov/prevent-getting-sick/prevention.html>



Per CDC, symptoms of COVID-19 include fever or chills, cough, shortness of breath or difficulty breathing, fatigue, muscle or body aches, headache, new loss of taste or smell, sore throat, congestion or runny nose, nausea or vomiting, and diarrhea. This list of symptoms can change as more is learned about COVID-19, and CDC updates this list on its website at

<https://www.cdc.gov/coronavirus/2019-ncov/symptoms-testing/symptoms.html>



Make every effort to keep Scouting experiences and adventures close to home to allow as many families as possible the opportunity to participate without having to make the difficult decision to send their Scout on a bus, van or in a carpool. Understanding that some summer camp experiences may not be close to home, if carpooling is necessary, please follow the CDC guidelines (links below) for carpooling and develop screening protocols prior to entering into vehicles to and from the destination:

<https://www.cdc.gov/coronavirus/2019-ncov/downloads/community/organizations/carpooling-fs.pdf>

<https://www.cdc.gov/coronavirus/2019-ncov/daily-life-coping/using-transportation.html#bikes>

In the event of a COVID 19 exposure:

1. Immediately isolate those exposed from other people and notify family/families. Exposed individual(s) should seek immediate medical care.

2. Report the exposure to the local county department of public health:

FOR DARKE COUNTY:	http://www.darkecountyhealth.org
FOR PREBLE COUNTY:	http://www.preamblecountyhealth.org
FOR MIAMI COUNTY:	http://www.miamicountyhealth.net
FOR MONTGOMERY COUNTY:	http://www.phdmc.org
FOR SHELBY COUNTY:	http://www.shelbycountyhealthdept.org



3. Report the incident through the National Boy Scouts of America's incident reporting tool at:

<https://www.scouting.org/health-and-safety/incident-report/covid-19-incidents-exposures-supplemental->

4. Notify your local Scouting professional. Contact names, phone numbers and emails can be found at:

<http://www.miamivalleybsa.org/About/Contact/>



For information on developing a contact tracing plan or for more resources visit the National BSA COVID resource website at:

<https://www.scouting.org/health-and-safety/incident-report/covid-19-incidents-exposures-supplemental-instructions/>

MAY 7, 2021 - SUMMARY OF DOCUMENT UPDATES AND CHANGES

Transportation: Changed Carpooling from "only if absolutely necessary" to "only if necessary"